







PRODUCT	CODE	SIZE MM UNITS	PER MTR	KG EACH UNIT	UNIT PER PALLET	RETAIL
<b>BULLNOSE CAPPING 50MM</b>		Available in Textured Cut Stone & Smooth Finishes				
  	BC501	Single 250 x 50 x 1000mm		29lin.m	20	
	BC502	Single 300 x 50 x 1000mm		33lin.m	20	
	<b>BC503</b>	<b>Single 355 x 50 x 1000,750,500mm</b>		<b>38lin.m</b>	<b>20</b>	
	BCH	<i>Honed Coping Price upon Request</i>			<i>from</i>	
	BC504	Single 400 x 50 x 1000, 900mm		42lin.m	20	
	BC505	Double 250 x 50 x 1000mm		29lin.m	18	
	BC506	Double 300 x 50 x 1000mm		33lin.m	18	
	BC507	Double 360 x 50 x 1000mm		38lin.m	18	
	BC508	Double 400 x 50 x 1000mm		42lin.m	18	
	BC509	Corners Single Bullnose <i>Rounded/Square, Internal/External</i>		28lin.m		
	BC510	Corners Double Sided Bullnose <i>Rounded/Square</i>		28each		
	BC511	Radius Curves <i>Rounded/Square, Internal/External</i>		37each		
BC512	Double Radius Curves <i>Rounded/Square, Internal/External</i>		37each			
<b>DROP FACE</b>	BC13	Step Returns Left & right 950 x 355 x 50mm		37each		
 	BC14	Triple Sided End Capping 950 x 300mm x 50mm		37each		
	BC15	Single Bullnose Paver 400 x 400 x 35mm		12each	96	
	BC16	Double or Single Bullnose Paver 500 x 500 x 50mm		25each	44	
	DF01	<b>Drop Face</b> 350 x 500 x 30/75mm			30	
DF02	Corners Internal/External					
<b>SQUARE EDGE CAPPING 50MM</b>	SC1	350 x 50 x 750mm		52lin.m	20	
	SC2	400 x 50 x 1000mm		58lin.m	20	
	SC3	Corners 350mm Wide		29each		
	SC4	Corners 400mm Wide		29each		

CHARCOAL

MID GREY

CAFFE

SANDSTONE

LIMESTONE

QUARTZ